

# hpc-uk.org

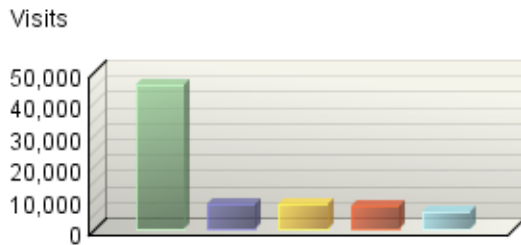
Monthly View: October 2006

01 October 2006 00:00:00 – 31 October 2006 23:59:59

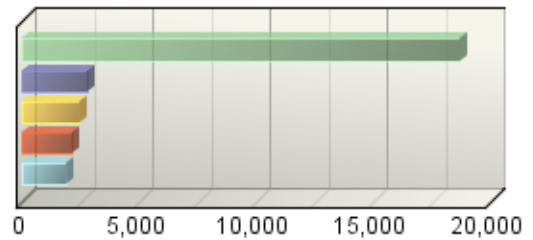
# Overview Dashboard

This displays key graphs and tables that provide an overview of the entire report. You can click on a graph title to navigate to the corresponding report page.

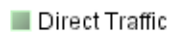
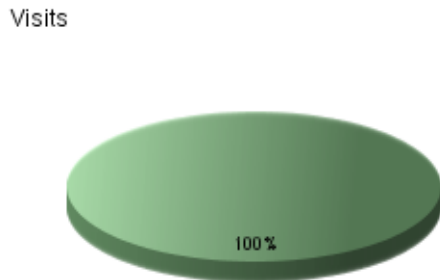
**Pages**



**Exit Pages**



**Referring Site**



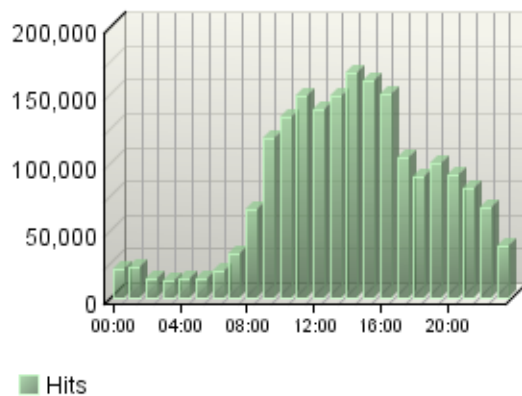
**Visit Summary**

Visits	78,837
Average per Day	2,543
Average Visit Duration	00:11:06
Median Visit Duration	00:03:07
International Visits	19.40%
Visits of Unknown Origin	0.32%
Visits from Your Country: United Kingdom (UK)	80.28%

# Activity Dashboard

This dashboard displays key graphs and tables that provide an overview of the Activity chapter. You can click on a graph title to navigate to the corresponding report page.

**Hits by Hour of the Day**



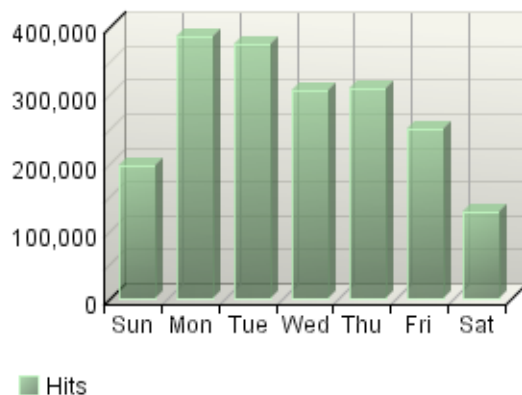
**Most Active Summary**

Most Active Date	12/10/06
Number of Hits on Most Active Date	90,010
Most Active Day of the Week	Monday
Most Active Hour of the Day	14:00-14:59

**Least Active Summary**

Least Active Date	28/10/06
Number of Hits on Least Active Date	28,256
Least Active Day of the Week	Saturday
Least Active Hour of the Day	03:00-03:59

**Hits by Day of the Week**



**Activity on Weekdays Summary**

Total Hits Weekdays	1,626,632
Total Visits Weekdays	63,743
Average Number of Visits per day on Weekdays	2,897
Average Number of Hits per day on Weekdays	73,937

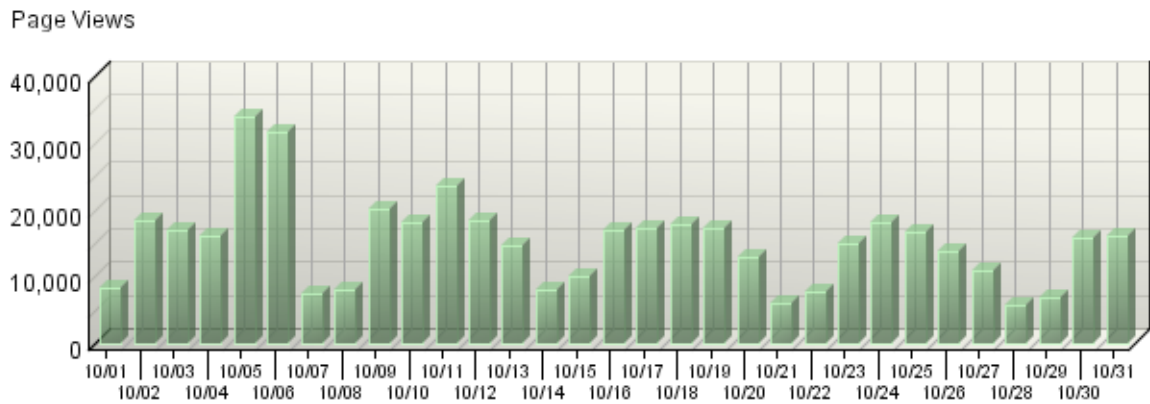
**Activity on Weekends Summary**

Total Hits Weekend	323,060
Total Visits Weekend	15,094
Average Number of Visits per Weekend	3,018
Average Number of Hits per Weekend	64,612

# Page Views Trend

This report shows how the number of page views to your site changes over the course of the report period.

**Page Views Trend**



**Page Views Trend**

Day	Page Views	% Page Views
10/01	8,223	1.75%
10/02	18,311	3.90%
10/03	17,023	3.62%
10/04	16,044	3.42%
10/05	34,002	7.24%
10/06	31,703	6.75%
10/07	7,479	1.59%
10/08	8,187	1.74%
10/09	20,052	4.27%
10/10	18,233	3.88%
10/11	23,687	5.04%
10/12	18,477	3.93%
10/13	14,634	3.12%
10/14	8,027	1.71%
10/15	9,945	2.12%
10/16	17,077	3.64%
10/17	17,345	3.69%
10/18	17,905	3.81%

Day	Page Views	% Page Views
10/19	17,289	3.68%
10/20	12,968	2.76%
10/21	5,942	1.26%
10/22	7,778	1.66%
10/23	14,996	3.19%
10/24	18,188	3.87%
10/25	16,683	3.55%
10/26	13,765	2.93%
10/27	11,036	2.35%
10/28	5,810	1.24%
10/29	6,950	1.48%
10/30	15,770	3.36%
10/31	16,202	3.45%
<b>Total</b>	<b>469,731</b>	<b>100.00%</b>

### Page Views Trend - Help Card



#### Column Definitions

##### Time Interval (hour, day, etc.)

A one-year report displays monthly time increments. A one-quarter report displays weekly time increments. A one-month report or a one-week report displays daily time increments. A daily report displays hourly time increments. An hour-long interval marked 12:00, for example, includes all activity between 12:00 and 12:59.

##### Page View

A hit to any file classified as a page. In order to view a web page with embedded images, for example, a browser must retrieve multiple files. The page and its embedded files counts as a single page view.

%

Percentage of total page views that occurred during the specified time interval.



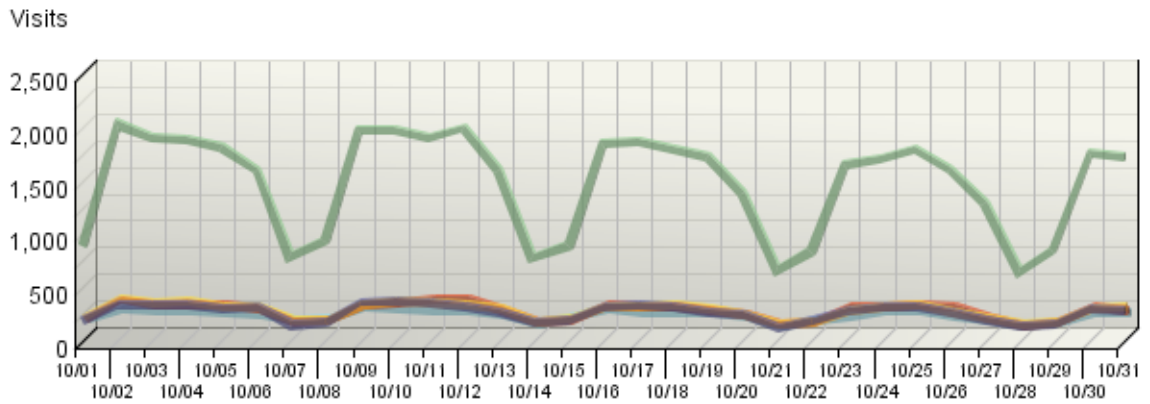
#### Report Descriptions

Periods of less activity can be considered good times for maintenance and content improvement.

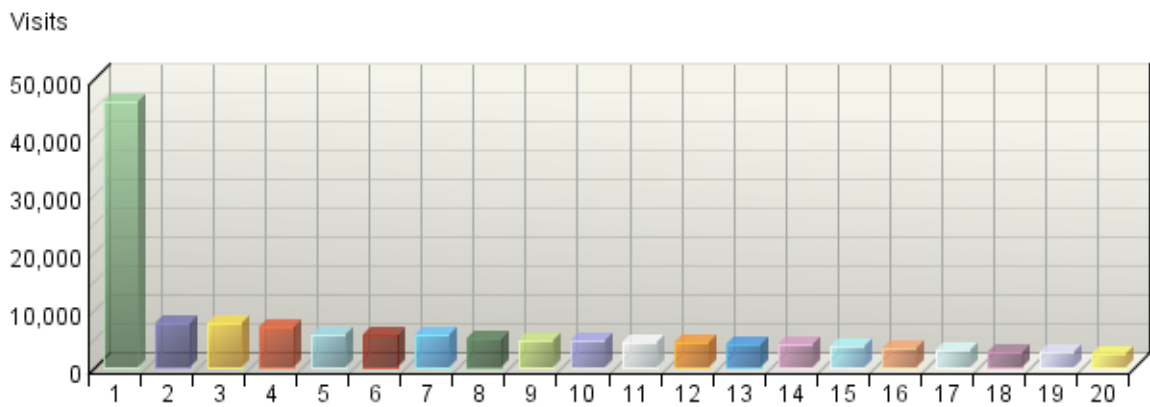
# Pages

This identifies the most popular web pages on your site and shows you the number of visits for each, and displays the average length of time the page was viewed.

**Pages Trend**



**Pages**



**Pages**

	Pages	Visits	Views	Average Time Viewed
1.	<b>HPC -Health Professions Council</b> <a href="http://www.hpc-uk.org/index.asp">http://www.hpc-uk.org/index.asp</a>	45,976	76,472	00:02:20
2.	<b>HPC -Health Professions Council -About Registration</b> <a href="http://www.hpc-uk.org/aboutregistration/index.asp">http://www.hpc-uk.org/aboutregistration/index.asp</a>	7,652	10,995	00:00:41
3.	<b>HPC -Health Professions Council -Apply</b> <a href="http://www.hpc-uk.org/apply/index.asp">http://www.hpc-uk.org/apply/index.asp</a>	7,640	11,126	00:00:30
4.	<b>HPC -Health Professions Council -Registrants</b> <a href="http://www.hpc-uk.org/registrants/index.asp">http://www.hpc-uk.org/registrants/index.asp</a>	7,121	9,683	00:00:48
5.	<b>HPC -Health Professions Council -Standards</b> <a href="http://www.hpc-uk.org/publications/standards/index.asp">http://www.hpc-uk.org/publications/standards/index.asp</a>	5,675	14,181	00:01:36
6.	<b>HPC -Health Professions Council -Publications</b> <a href="http://www.hpc-uk.org/publications/index.asp">http://www.hpc-uk.org/publications/index.asp</a>	5,654	12,943	00:01:20
7.	<b>HPC -Health Professions Council -Professions</b> <a href="http://www.hpc-uk.org/aboutregistration/professions/index.asp">http://www.hpc-uk.org/aboutregistration/professions/index.asp</a>	5,537	7,266	00:00:32
8.	<b>HPC -Health Professions Council -About Us</b> <a href="http://www.hpc-uk.org/aboutus/index.asp">http://www.hpc-uk.org/aboutus/index.asp</a>	4,902	6,821	00:00:39
9.	<b>HPC -Health Professions Council -Search</b> <a href="http://www.hpc-uk.org/search/index.asp">http://www.hpc-uk.org/search/index.asp</a>	4,703	9,779	00:00:36
10.	<b>HPC -Health Professions Council -Hearings</b> <a href="http://www.hpc-uk.org/complaints/hearings/index.asp">http://www.hpc-uk.org/complaints/hearings/index.asp</a>	4,534	43,276	00:00:38
11.	<b>HPC -Health Professions Council -Continuing professional development</b> <a href="http://www.hpc-uk.org/registrants/cpd/index.asp">http://www.hpc-uk.org/registrants/cpd/index.asp</a>	4,258	6,857	00:01:03
12.	<b>HPC -Health Professions Council -Complaints</b> <a href="http://www.hpc-uk.org/complaints/index.asp">http://www.hpc-uk.org/complaints/index.asp</a>	4,175	5,539	00:00:24
13.	<b>HPC -Health Professions Council -International</b> <a href="http://www.hpc-uk.org/apply/international/index.asp">http://www.hpc-uk.org/apply/international/index.asp</a>	4,030	5,531	00:00:46
14.	<b>HPC -Health Professions Council -The Register</b> <a href="http://www.hpc-uk.org/aboutregistration/theregister/index.asp">http://www.hpc-uk.org/aboutregistration/theregister/index.asp</a>	3,978	7,151	00:00:51
15.	<b>HPC -Health Professions Council -News</b> <a href="http://www.hpc-uk.org/mediaandevents/news/index.asp">http://www.hpc-uk.org/mediaandevents/news/index.asp</a>	3,520	5,788	00:00:56

	Pages	Visits	Views	Average Time Viewed
16.	<b>HPC -Health Professions Council -Download application forms &amp; guidance notes</b> <a href="http://www.hpc-uk.org/apply/international/forms/index.asp">http://www.hpc-uk.org/apply/international/forms/index.asp</a>	3,323	4,927	00:04:10
17.	<b>HPC -Health Professions Council -Physiotherapists</b> <a href="http://www.hpc-uk.org/aboutregistration/professions/physiotherapists/index.asp">http://www.hpc-uk.org/aboutregistration/professions/physiotherapists/index.asp</a>	2,857	4,156	00:01:21
18.	<b>HPC -Health Professions Council -Register of approved courses</b> <a href="http://www.hpc-uk.org/aboutregistration/educationandtraining/approvedcourses/index.asp">http://www.hpc-uk.org/aboutregistration/educationandtraining/approvedcourses/index.asp</a>	2,585	3,371	00:00:26
19.	<b>HPC -Health Professions Council -Contact us</b> <a href="http://www.hpc-uk.org/aboutus/contactus/index.asp">http://www.hpc-uk.org/aboutus/contactus/index.asp</a>	2,511	3,445	00:01:22
20.	<b>HPC -Health Professions Council -UK approved course</b> <a href="http://www.hpc-uk.org/apply/uk/index.asp">http://www.hpc-uk.org/apply/uk/index.asp</a>	2,369	3,138	00:00:28
	<b>Subtotal for rows 1–20</b>	-	<b>252,445</b>	-
	<b>Other</b>	-	<b>217,286</b>	-
	<b>Total</b>	-	<b>469,731</b>	-

Items 1–20 of 2,000

### Pages

	Pages	Average Time to Serve (ms)
1.	<b>HPC -Health Professions Council</b> <a href="http://www.hpc-uk.org/index.asp">http://www.hpc-uk.org/index.asp</a>	0
2.	<b>HPC -Health Professions Council -About Registration</b> <a href="http://www.hpc-uk.org/aboutregistration/index.asp">http://www.hpc-uk.org/aboutregistration/index.asp</a>	0
3.	<b>HPC -Health Professions Council -Apply</b> <a href="http://www.hpc-uk.org/apply/index.asp">http://www.hpc-uk.org/apply/index.asp</a>	0
4.	<b>HPC -Health Professions Council -Registrants</b> <a href="http://www.hpc-uk.org/registrants/index.asp">http://www.hpc-uk.org/registrants/index.asp</a>	0
5.	<b>HPC -Health Professions Council -Standards</b> <a href="http://www.hpc-uk.org/publications/standards/index.asp">http://www.hpc-uk.org/publications/standards/index.asp</a>	0
6.	<b>HPC -Health Professions Council -Publications</b> <a href="http://www.hpc-uk.org/publications/index.asp">http://www.hpc-uk.org/publications/index.asp</a>	0




	Pages	Average Time to Serve (ms)
7.	<b>HPC -Health Professions Council -Professions</b> <a href="http://www.hpc-uk.org/aboutregistration/professions/index.asp">http://www.hpc-uk.org/aboutregistration/professions/index.asp</a>	0
8.	<b>HPC -Health Professions Council -About Us</b> <a href="http://www.hpc-uk.org/aboutus/index.asp">http://www.hpc-uk.org/aboutus/index.asp</a>	0
9.	<b>HPC -Health Professions Council -Search</b> <a href="http://www.hpc-uk.org/search/index.asp">http://www.hpc-uk.org/search/index.asp</a>	0
10.	<b>HPC -Health Professions Council -Hearings</b> <a href="http://www.hpc-uk.org/complaints/hearings/index.asp">http://www.hpc-uk.org/complaints/hearings/index.asp</a>	0
11.	<b>HPC -Health Professions Council -Continuing professional development</b> <a href="http://www.hpc-uk.org/registrants/cpd/index.asp">http://www.hpc-uk.org/registrants/cpd/index.asp</a>	0
12.	<b>HPC -Health Professions Council -Complaints</b> <a href="http://www.hpc-uk.org/complaints/index.asp">http://www.hpc-uk.org/complaints/index.asp</a>	0
13.	<b>HPC -Health Professions Council -International</b> <a href="http://www.hpc-uk.org/apply/international/index.asp">http://www.hpc-uk.org/apply/international/index.asp</a>	0
14.	<b>HPC -Health Professions Council -The Register</b> <a href="http://www.hpc-uk.org/aboutregistration/theregister/index.asp">http://www.hpc-uk.org/aboutregistration/theregister/index.asp</a>	0
15.	<b>HPC -Health Professions Council -News</b> <a href="http://www.hpc-uk.org/mediaandevents/news/index.asp">http://www.hpc-uk.org/mediaandevents/news/index.asp</a>	0
16.	<b>HPC -Health Professions Council -Download application forms &amp; guidance notes</b> <a href="http://www.hpc-uk.org/apply/international/forms/index.asp">http://www.hpc-uk.org/apply/international/forms/index.asp</a>	0
17.	<b>HPC -Health Professions Council -Physiotherapists</b> <a href="http://www.hpc-uk.org/aboutregistration/professions/physiotherapists/index.asp">http://www.hpc-uk.org/aboutregistration/professions/physiotherapists/index.asp</a>	0
18.	<b>HPC -Health Professions Council -Register of approved courses</b> <a href="http://www.hpc-uk.org/aboutregistration/educationandtraining/approvedcourses/index.asp">http://www.hpc-uk.org/aboutregistration/educationandtraining/approvedcourses/index.asp</a>	0
19.	<b>HPC -Health Professions Council -Contact us</b> <a href="http://www.hpc-uk.org/aboutus/contactus/index.asp">http://www.hpc-uk.org/aboutus/contactus/index.asp</a>	0
20.	<b>HPC -Health Professions Council -UK approved course</b> <a href="http://www.hpc-uk.org/apply/uk/index.asp">http://www.hpc-uk.org/apply/uk/index.asp</a>	0
	<b>Subtotal for rows 1–20</b>	-

Pages	Average Time to Serve (ms)
Other	-
Total	-

Items 1–20 of 2,000

**Pages - Help Card**



### Column Definitions

#### Pages

Any displayed page. You can specify for each profile the types of files that qualify as a page. These settings can be changed by the WebTrends administrator.

#### Visits

Number of visits to this page. A visit is a series of actions that begins when a visitor views the first page from the server, and ends when the visitor leaves the site or remains idle beyond the idle-time limit. The default idle-time limit is thirty minutes. This time limit can be changed by the system administrator.

#### Views

Number of times this page was viewed by visitors.

#### Average Time Viewed


Average length of time the specified page was viewed. (The format is hh:mm:ss - hours:minutes:seconds.)

#### Average Time to Serve

Average amount of time (in milliseconds) it took to serve each document during the specified time interval. The time to serve spans from the time the server got a page request until it transmitted all the data.

**Note:** Note that in order to show a total for this column, the value is computed to 2 decimal places. However, because the data for each row is an integer measured in milliseconds, the two decimal places are not significant for Average Time to Serve row values. If the entire column shows values of zero, your web server may not be logging Time to Serve information.

---



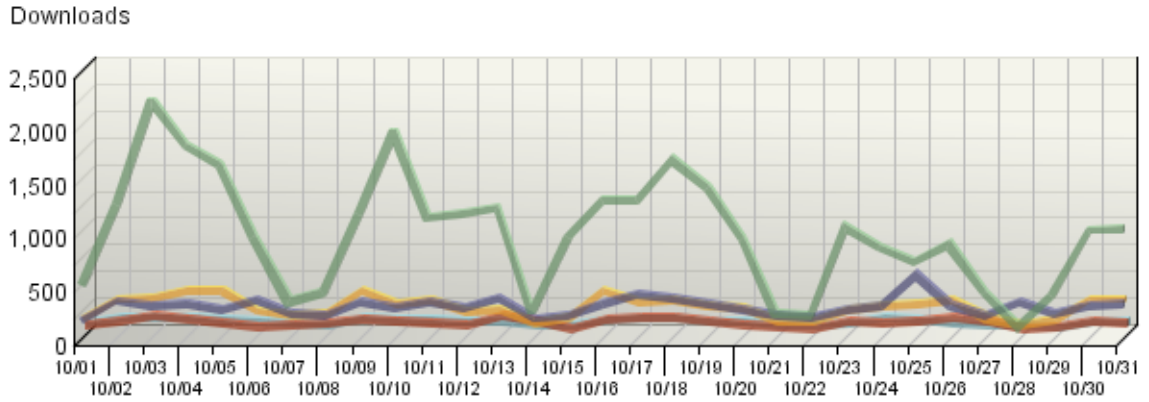
### Report Descriptions

Pages with good content and design are more likely to attract visitors and be revisited. Less popular pages on a site can be made more appealing by improving the content or incorporating design elements similar to that on the more important pages. Always remember that people are far more interested in content than in design, and average view times can help determine which content is most important to your visitors.

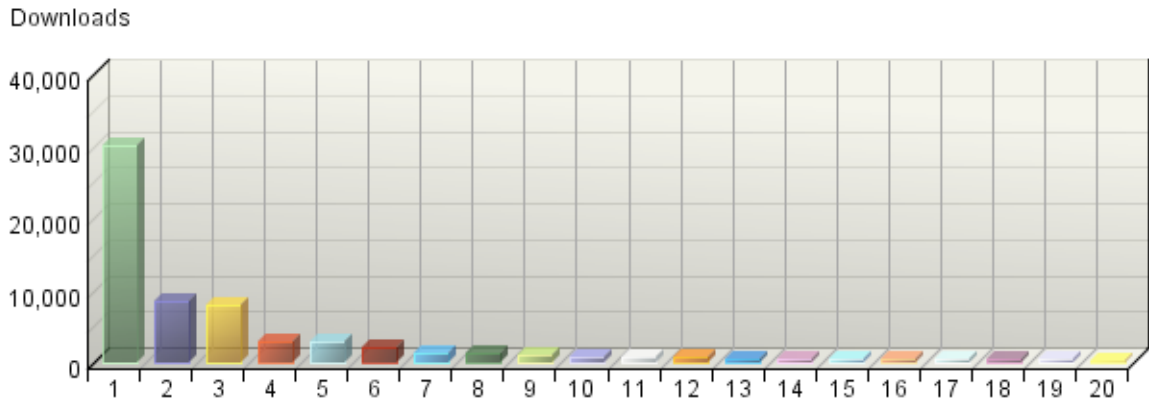
# Downloaded Files

This report identifies the most popular files downloaded from your site.

## Downloaded Files Trend



## Downloaded Files



## Downloaded Files

	Downloaded Files	Downloads	% Downloads	Visits
■ 1.	<a href="http://www.hpc-uk.org/assets/documents/100008ADHPC_UK_application_pack.pdf">http://www.hpc-uk.org/assets/documents/100008ADHPC_UK_application_pack.pdf</a>	30,179	38.41%	2,158

	<b>Downloaded Files</b>	<b>Downloads</b>	<b>% Downloads</b>	<b>Visits</b>
2.	<a href="http://www.hpc-uk.org/assets/documents/100008AFHPC_International_application_pack.pdf">http://www.hpc-uk.org/assets/documents/100008AFHPC_International_application_pack.pdf</a>	8,492	10.81%	2,836
3.	<a href="http://www.hpc-uk.org/assets/documents/1000119FShort_guide_to_CPD.pdf">http://www.hpc-uk.org/assets/documents/1000119FShort_guide_to_CPD.pdf</a>	7,883	10.03%	1,730
4.	<a href="http://www.hpc-uk.org/assets/documents/10001314CPD_and_your_registration.pdf">http://www.hpc-uk.org/assets/documents/10001314CPD_and_your_registration.pdf</a>	3,027	3.85%	1,324
5.	<a href="http://www.hpc-uk.org/assets/documents/1000062CHPC034HPCA5_Standards_of_conduct_performance_and_ethics.pdf">http://www.hpc-uk.org/assets/documents/1000062CHPC034HPCA5_Standards_of_conduct_performance_and_ethics.pdf</a>	2,964	3.77%	1,795
6.	<a href="http://www.hpc-uk.org/assets/documents/100015A9HPCInFocus,Issue7.pdf">http://www.hpc-uk.org/assets/documents/100015A9HPCInFocus,Issue7.pdf</a>	2,107	2.68%	1,089
7.	<a href="http://www.hpc-uk.org/assets/documents/10000DBCStandards_of_Proficiency_Physiotherapists.pdf">http://www.hpc-uk.org/assets/documents/10000DBCStandards_of_Proficiency_Physiotherapists.pdf</a>	1,320	1.68%	787
8.	<a href="http://www.hpc-uk.org/assets/documents/1000056AHPC_Course_information_form.doc">http://www.hpc-uk.org/assets/documents/1000056AHPC_Course_information_form.doc</a>	1,294	1.65%	982
9.	<a href="http://www.hpc-uk.org/Assets/documents/10001368HPC_RTP_application_pack.pdf">http://www.hpc-uk.org/Assets/documents/10001368HPC_RTP_application_pack.pdf</a>	1,052	1.34%	269
10.	<a href="http://www.hpc-uk.org/assets/documents/10000512Standards_of_Proficiency_Occupational_Therapists.pdf">http://www.hpc-uk.org/assets/documents/10000512Standards_of_Proficiency_Occupational_Therapists.pdf</a>	898	1.14%	427
11.	<a href="http://www.hpc-uk.org/assets/documents/10000290HPC034HPCA5_Standards_of_conduct_performance_and_ethics.pdf">http://www.hpc-uk.org/assets/documents/10000290HPC034HPCA5_Standards_of_conduct_performance_and_ethics.pdf</a>	750	0.95%	473
12.	<a href="http://www.hpc-uk.org/assets/documents/10001364returning_to_practice.pdf">http://www.hpc-uk.org/assets/documents/10001364returning_to_practice.pdf</a>	716	0.91%	410
13.	<a href="http://www.hpc-uk.org/assets/documents/100011A0Short_guide_to_CPD.doc">http://www.hpc-uk.org/assets/documents/100011A0Short_guide_to_CPD.doc</a>	659	0.84%	596
14.	<a href="http://www.hpc-uk.org/assets/documents/10000DBDStandards_of_Proficiency_Radiographers.pdf">http://www.hpc-uk.org/assets/documents/10000DBDStandards_of_Proficiency_Radiographers.pdf</a>	653	0.83%	399
15.	<a href="http://www.hpc-uk.org/assets/documents/10000BCF46345Educ-Train-SOPA5_v2.pdf">http://www.hpc-uk.org/assets/documents/10000BCF46345Educ-Train-SOPA5_v2.pdf</a>	626	0.80%	411
16.	<a href="http://www.hpc-uk.org/assets/documents/100004FDStandards_of_Proficiency_Biomedical_Scientists.pdf">http://www.hpc-uk.org/assets/documents/100004FDStandards_of_Proficiency_Biomedical_Scientists.pdf</a>	620	0.79%	372
17.	<a href="http://www.hpc-uk.org/assets/documents/100014E0Standards_of_proficiency_consultation_document.pdf">http://www.hpc-uk.org/assets/documents/100014E0Standards_of_proficiency_consultation_document.pdf</a>	507	0.65%	250
18.	<a href="http://www.hpc-uk.org/assets/documents/1000132ECPD_and_your_registration.doc">http://www.hpc-uk.org/assets/documents/1000132ECPD_and_your_registration.doc</a>	444	0.57%	389
19.	<a href="http://www.hpc-uk.org/assets/documents/10000575cpd_consultation_document.pdf">http://www.hpc-uk.org/assets/documents/10000575cpd_consultation_document.pdf</a>	426	0.54%	49
20.	<a href="http://www.hpc-uk.org/assets/documents/10001321COT_practitioner.pdf">http://www.hpc-uk.org/assets/documents/10001321COT_practitioner.pdf</a>	384	0.49%	245
<b>Subtotal for rows 1–20</b>		<b>65,001</b>	<b>82.74%</b>	<b>16,991</b>
<b>Other</b>		<b>13,562</b>	<b>17.26%</b>	<b>8,344</b>

Downloaded Files	Downloads	% Downloads	Visits
<b>Total</b>	<b>78,563</b>	<b>100.00%</b>	<b>25,335</b>

Items 1–20 of 1,000

### Downloaded Files - Help Card



#### Column Definitions

##### Files

The path and filename of the file being analyzed.

##### Downloads

Number of times the specified file was downloaded by a visitor. If an error occurred during a transfer, the transfer is not counted. Note that downloaded PDF files may cause an inflated count.

##### Visits

Number of visits that accessed the specified files. A visit is a series of actions that begins when a visitor views their first page from the server, and ends when the visitor leaves the site or remains idle beyond the idle-time limit. The default idle-time limit is thirty minutes. This time limit can be changed by the system administrator.



#### Report Descriptions

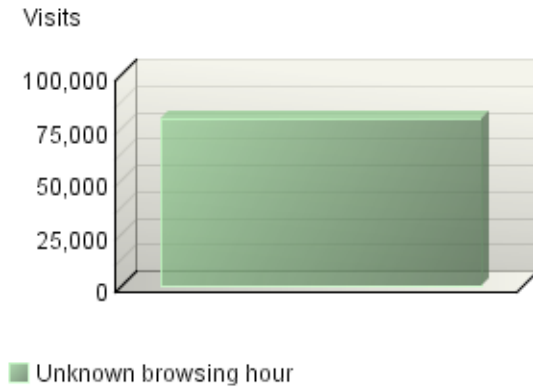
If you are using an SDC data source, then this report is not applicable.

This information shows you the most popular downloadable files on your web site. Files that don't appear on the list, or appear low on the list, may require maintenance such as decreasing the file size, improving link placement, or elimination to make room for more popular content.

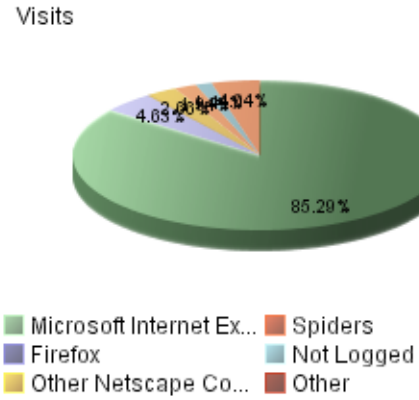
# Technical Dashboard

This dashboard summarizes important information related to online technical activity.

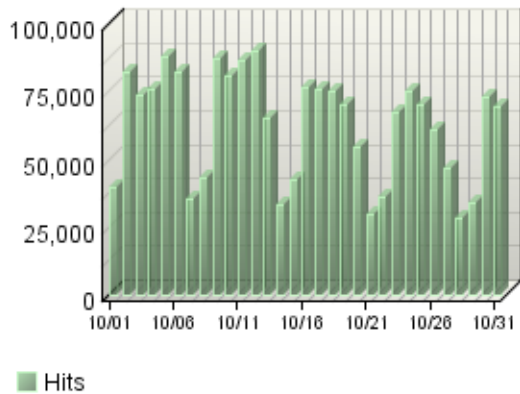
### Browsing Hours



### Browsers by Version



### Hits Trend



### Technical Summary

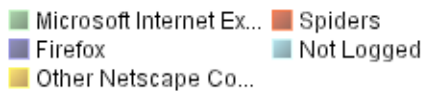
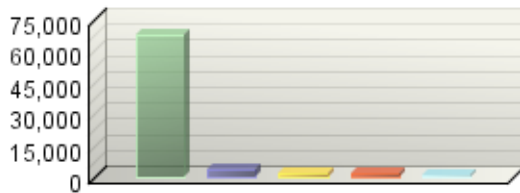
Total Hits	1,950,525
Successful Hits	1,949,692
Successful Hits (as Percent)	99.96%
Failed Hits	833
Failed Hits (as Percent)	0.04%
Cached Hits	495,330
Cached Hits (as Percent)	25.39%

# Browsers and Platforms Dashboard

This dashboard displays key graphs and tables that provide an overview of the Browsers and Platforms chapter. You can click on a graph title to navigate to the corresponding report page.

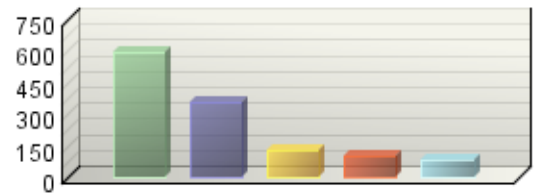
## Browsers

Visits



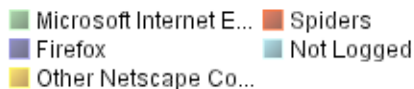
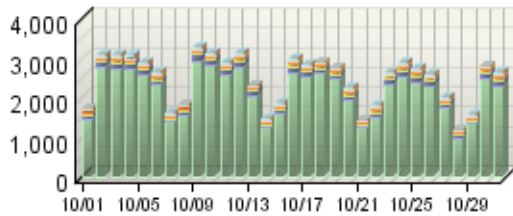
## Spiders

Visits



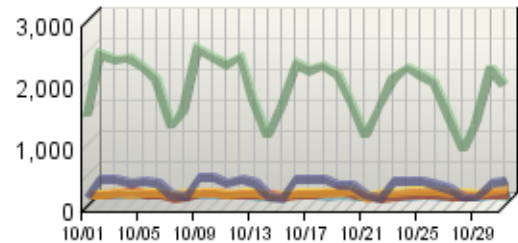
## Browsers Trend

Visits



## Platforms Trend

Visits



## Countries

This report identifies the top countries of the visitors to [www.hpc-uk.org](http://www.hpc-uk.org)

1.	United Kingdom (UK)	63,294	80.28%
2.	United States (US)	3,708	4.70%
3.	India (IN)	1,203	1.53%
4.	Australia (AU)	1,202	1.52%
5.	Western Europe - country unspecified (EU)	724	0.92%
6.	Germany (DE)	699	0.89%
7.	Singapore (SG)	598	0.76%
8.	Philippines (PH)	558	0.71%
9.	South Africa (ZA)	546	0.69%
10.	Saudi Arabia (SA)	512	0.65%
11.	France (FR)	476	0.60%
12.	Ireland (IE)	469	0.59%
13.	Poland (PL)	452	0.57%
14.	Canada (CA)	396	0.50%
15.	New Zealand (NZ)	285	0.36%
16.	Unknown Country	252	0.32%
17.	United Arab Emirates (AE)	227	0.29%
18.	Hong Kong (HK)	186	0.24%
19.	China (CN)	172	0.22%
20.	Spain (ES)	172	0.22%
21.	Nigeria (NG)	158	0.20%
22.	Zambia (ZM)	151	0.19%
23.	Portugal (PT)	143	0.18%
24.	Netherlands (NL)	126	0.16%
25.	Italy (IT)	125	0.16%
26.	Kuwait (KW)	108	0.14%
27.	Malaysia (MY)	91	0.12%
28.	Sweden (SE)	89	0.11%
29.	Norway (NO)	87	0.11%
30.	Oman (OM)	83	0.11%
31.	Japan (JP)	77	0.10%
32.	Pakistan (PK)	70	0.09%
33.	Greece (GR)	67	0.08%
34.	Denmark (DK)	66	0.08%
35.	Israel (IL)	64	0.08%
36.	Switzerland (CH)	53	0.07%
37.	Czech Republic (CZ)	47	0.06%
38.	Cyprus (CY)	45	0.06%
39.	Egypt (EG)	45	0.06%
40.	Austria (AT)	38	0.05%
41.	Brazil (BR)	37	0.05%
42.	Sudan (SD)	37	0.05%
43.	Gibraltar (GI)	36	0.05%
44.	Botswana (BW)	35	0.04%
45.	Hungary (HU)	33	0.04%
46.	Belgium (BE)	33	0.04%
47.	Malta (MT)	33	0.04%
48.	Kenya (KE)	32	0.04%
49.	Lithuania (LT)	32	0.04%
50.	Turkey (TR)	31	0.04%
51.	Sri Lanka (LK)	28	0.04%
52.	Ghana (GH)	27	0.03%
53.	Mauritius (MU)	26	0.03%
54.	Ethiopia (ET)	26	0.03%
55.	Romania (RO)	26	0.03%
56.	Korea (South) (KR)	25	0.03%
57.	Russian Federation (RU)	25	0.03%
58.	Zimbabwe (ZW)	25	0.03%
59.	Jordan (JO)	21	0.03%
60.	Slovak Republic (SK)	19	0.02%
61.	Argentina (AR)	18	0.02%
62.	Jamaica (JM)	17	0.02%
63.	Uruguay (UY)	17	0.02%
64.	Taiwan (TW)	16	0.02%
65.	Qatar (QA)	16	0.02%
66.	Iceland (IS)	15	0.02%
67.	Thailand (TH)	14	0.02%
68.	Bulgaria (BG)	14	0.02%
69.	Bermuda (BM)	13	0.02%



## Countries

This report identifies the top countries of the visitors to www.hpc-uk.org

70.	Yugoslavia (YU)	13	0.02%
71.	Finland (FI)	12	0.02%
72.	Brunei Darussalam (BN)	11	0.01%
73.	Iran (IR)	10	0.01%
74.	Bahrain (BH)	9	0.01%
75.	Ukraine (UA)	8	0.01%
76.	Estonia (EE)	8	0.01%
77.	Lebanon (LB)	8	0.01%
78.	Fiji (FJ)	7	0.01%
79.	Colombia (CO)	7	0.01%
80.	Croatia (Hrvatska) (HR)	7	0.01%
81.	Uganda (UG)	7	0.01%
82.	Northern Mariana Islands (MP)	7	0.01%
83.	Guam (GU)	7	0.01%
84.	Barbados (BB)	6	0.01%
85.	Namibia (NA)	6	0.01%
86.	Bahamas (BS)	6	0.01%
87.	Myanmar (MM)	6	0.01%
88.	Cote D'Ivoire (Ivory Coast) (CI)	5	0.01%
89.	Venezuela (VE)	5	0.01%
90.	Mexico (MX)	4	0.01%
91.	Cayman Islands (KY)	4	0.01%
92.	Slovenia (SI)	4	0.01%
93.	Dominican Republic (DO)	4	0.01%
94.	Antigua and Barbuda (AG)	4	0.01%
95.	St. Vincent and the Grenadines (VC)	4	0.01%
96.	Viet Nam (VN)	4	0.01%
97.	Puerto Rico (PR)	3	0.00%
98.	Grenada (GD)	3	0.00%
99.	Trinidad and Tobago (TT)	3	0.00%
100.	Nepal (NP)	3	0.00%
101.	Yemen (YE)	3	0.00%
102.	Tanzania (TZ)	3	0.00%
103.	St. Kitts and Nevis (KN)	2	0.00%
104.	Panama (PA)	2	0.00%
105.	Morocco (MA)	2	0.00%
106.	Armenia (AM)	2	0.00%
107.	Bangladesh (BD)	2	0.00%
108.	Chile (CL)	2	0.00%
109.	Falkland Islands (Malvinas) (FK)	2	0.00%
110.	Rwanda (RW)	2	0.00%
111.	Anguilla (AI)	2	0.00%
112.	Madagascar (MG)	2	0.00%
113.	Indonesia (ID)	2	0.00%
114.	Liberia (LR)	1	0.00%
115.	Swaziland (SZ)	1	0.00%
116.	St. Helena (SH)	1	0.00%
117.	Guatemala (GT)	1	0.00%
118.	Belize (BZ)	1	0.00%
119.	Azerbaijan (AZ)	1	0.00%
120.	Togo (TG)	1	0.00%
121.	Bolivia (BO)	1	0.00%
122.	El Salvador (SV)	1	0.00%
123.	Maldives (MV)	1	0.00%
124.	Iraq (IQ)	1	0.00%
125.	Andorra (AD)	1	0.00%
126.	Peru (PE)	1	0.00%
127.	Netherlands Antilles (AN)	1	0.00%
128.	Algeria (DZ)	1	0.00%
129.	East Timor (TP)	1	0.00%
130.	Papua New Guinea (PG)	1	0.00%
131.	Latvia (LV)	1	0.00%
132.	Virgin Islands (British) (VG)	1	0.00%
133.	Costa Rica (CR)	1	0.00%
134.	Mali (ML)	1	0.00%
135.	Benin (BJ)	1	0.00%
136.	Afghanistan (AF)	1	0.00%