

INTRODUCTION

The HCPC has assessed the length of time that UK route registrants remained registered for following their first registration. Registrants who came through the UK route must have completed an approved training course in a UK institution. This analysis is hoped to contribute to wider workforce planning efforts.

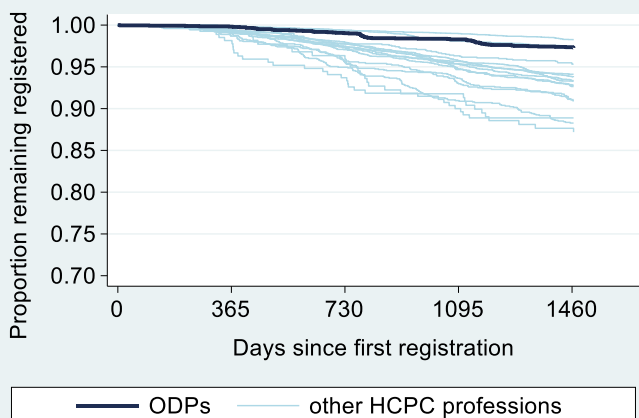
METHODS

All new UK route Operating Department Practitioners (ODP) who made their first registration between 01 Sep 2014 and 31 Aug 2018 were included in the analysis and their registration status at least four years later determined (n=2,685). The Kaplan-Meier method was used to estimate the percent remaining registered and the corresponding 95% confidence intervals for those estimates.

RESULTS

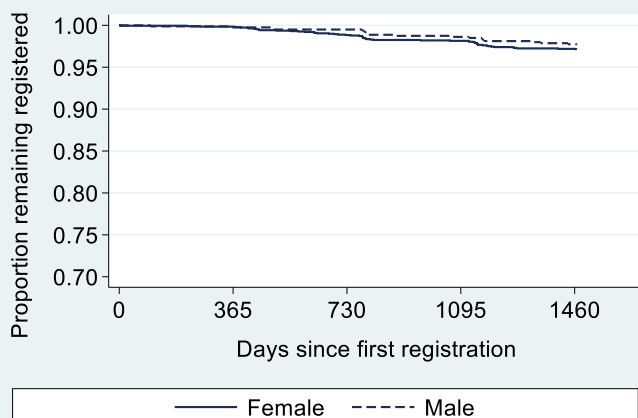
Overall retention

After two years 99.0% (95% CI: 98.6 to 99.3) of new Operating Department Practitioners remained on the HCPC register and after four years 97.4% (95% CI: 96.7 to 97.9) remained registered.



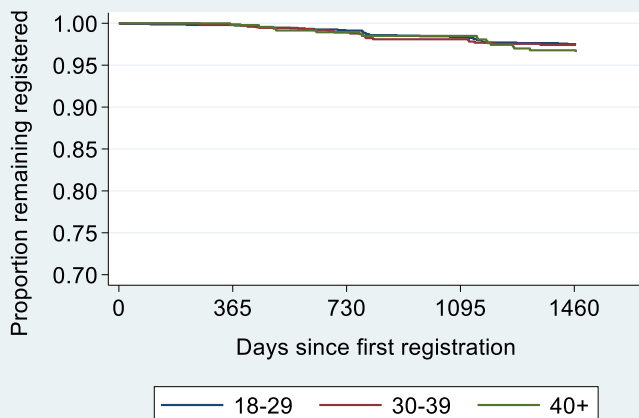
Gender / Sex

There was no meaningful difference between the proportions of females (97.2%) and of males (97.7%) remaining registered after four years. The majority of new ODP registrants were female (70%).



Age

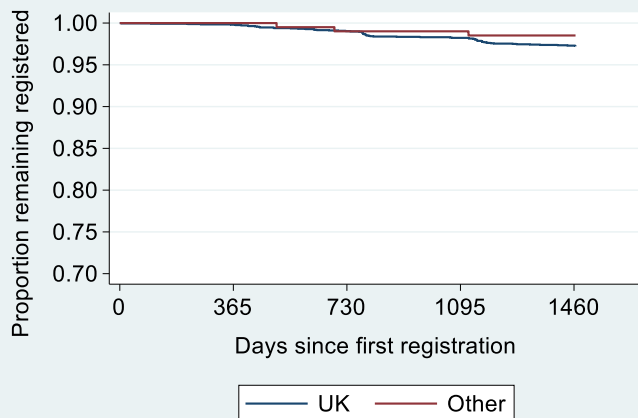
There were minimal differences in retention rates between the age groups at first registration. The majority (55%) of new ODPs were aged 18-29, 27% were aged 30-39 and 17% were aged 40+.



Nationality

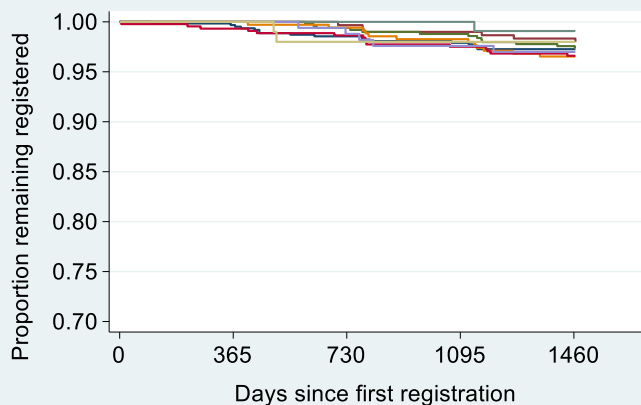
Retention did not vary much by nationality of registrant:

- UK = 97.3% retention (92% of registrants)
- Asian=98.5% (8% of registrants)

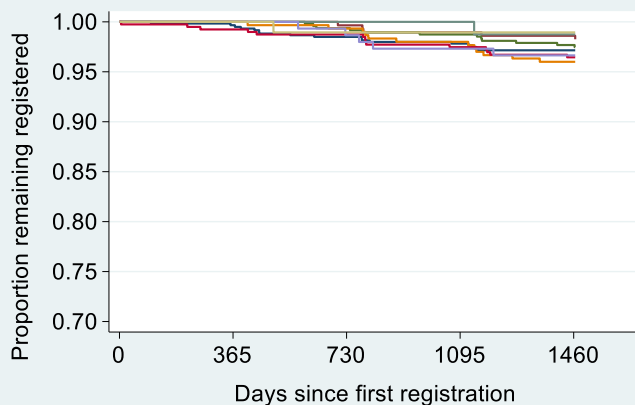


Location of training course provider

Retention rates were very high and varied very little between locations of training course providers with a 3.5% gap between the locations with the highest rate (Scotland, UK wide providers, 100%) and the location with the lowest rate (East of England, 96.5%).



Restricting the analysis to new UK route registrants of UK nationality slightly widened the gap to 4.0% between the locations with the highest rate (Scotland, UK-wide providers, 100%) and the location with the lowest rate (East of England, 96.0 %).



Location of institution providing qualification used for registration	n	% total	% UK nationality	Retention: all nationalities		Retention: UK nationality only	
				%	95% CI	%	95% CI
North East & Yorkshire	621	23.4	96.1	97.3	95.6 to 98.3	97.2	95.5 to 98.2
North West	300	11.3	96.0	98.3	96.0 to 99.3	98.6	96.3 to 99.5
Midlands	494	18.6	96.0	97.6	95.8 to 98.6	97.7	95.9 to 98.7
East of England	346	13.0	86.7	96.5	94.0 to 98.0	96.0	93.1 to 97.7
London	109	4.1	73.4	99.1	93.7 to 99.9	98.8	91.5 to 99.9
South East	442	16.6	89.4	96.6	94.4 to 97.9	96.5	94.1 to 97.9
South West	166	6.3	89.8	97.0	92.9 to 98.7	96.6	92.1 to 98.6
Wales	100	3.8	95.0	98.0	92.2 to 99.5	99.0	92.8 to 99.9
Scotland	64	2.4	98.4	100	-	100	-
Northern Ireland	-	-	-	-	-	-	-
UK-wide providers	15	0.6	93.3	100	-	100	-

CONCLUSIONS

The vast majority of new UK route Operating Department Practitioners remained on the HCPC register four years after their first registration with around 1 in 38 having left by then.

Virtually no variation was observed in relation to any of the variables, with a consistently high retention rate for all of them. Unlike many other HCPC professions, retention was actually higher in non-UK nationalities.